

## Indexing plungers

for installation in thin walled equipment, without rest position

### SPECIFICATION

- Guide Steel **ST**
- zinc plated, blue passivated
- Pin Stainless Steel AISI 303
- chemically nickel plated
- Knob Plastic (Polyamide PA)
- black, matt
- not removable

### INFORMATION

Indexing plungers GN 607.2 have been developed for installation in thin walled equipment.

It has to be taken into consideration that, depending on the mounting plate thickness 's', the protruding plunger length 'l<sub>1</sub>' and the position of the hexagon nut on its centre bush, the plunger nose might not always be fully retractable.

For design reasons the positional accuracy of this indexing plunger is not as precise as plunger GN 607 (see page 769).

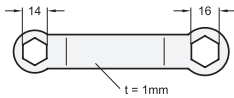
- Range of indexing plungers (see page 738)

### TECHNICAL INFORMATION

- ISO-Fundamental Tolerances (see page A21)
- Stainless Steel characteristics (see page A26)
- Plastic characteristics (see page A2)
- Load rating information (see page A42)

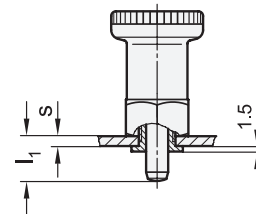
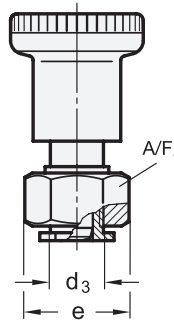
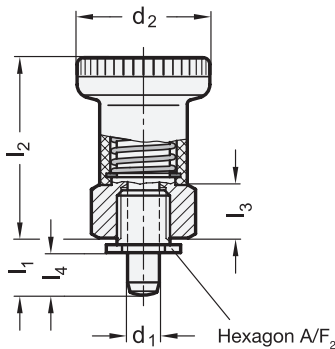
### ACCESSORY

- Double ring spanner GN 607.9 - SW14-SW16 (assembling aid)



Plunger pin retracted

Assembly instruction



### GN 607.2

Description	d1 Pin -0.02/-0.05 Bore H7	l1	d2	d3	e	l2	l3	l4	s	A/F 1	A/F 2	Spring load in N ≈ initial	Spring load in N ≈ end	Axial load in N	⚖️
GN 607.2-6-8,5-ST	6	8,5	25	10	19,5	34	10	6	1...3	17	14	10	24	400	40
GN 607.2-6-10,5-ST	6	10,5	25	10	19,5	34	10	6	3...5	17	14	10	24	400	40
GN 607.2-8-10-ST	8	10	31	12	22	40	12	7,5	1...5	19	16	13	23	500	62
GN 607.2-8-12-ST	8	12	31	12	22	40	12	7,5	3...5	19	16	13	23	500	63

