# Tables of the possible combinations Bases / Stems

| Stems | d2 (2) | dxl (3) | Base LS.A | | | | | | | | Base LV.A | | | | | | | | Base LV.F | | | | | Base LV.FO | |
|---|---|---|---|---|---|---|---|---|---|---|---|---|---|---|---|---|---|---|---|---|---|---|---|---|---|
| Base | | | 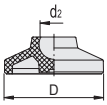 | | | | | | | | 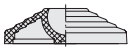 | | | | | | | | 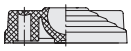 | | | | | | |
| d2 (2) | | | Ø 8.5 | | | | Ø14 | | | | Ø14 | | | | Ø24 | | | | Ø14 | | Ø24 | | | Ø14 | |
| D (1) | | | 25 | 32 | 40 | 50 | 25 | 32 | 40 | 50 | 60 | 70 | 80 | 100 | 60 | 80 | 100 | 125 | 80 | 100 | 80 | 100 | 125 | 60 | 80 |
| Max. limit static load | | | 5000 | 6000 | 7000 | 7000 | 7000 | 10000 | 12000 | 12000 | 18000 | 18000 | 20000 | 18000 | 23000 | 23000 | 28000 | 30000 | 20000 | 18000 | 23000 | 28000 | 30000 | 14000 | 16000 |
| **SM.** zinc-plated steel stem 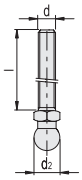 | Ø14 | M8x43÷68 | | | | | ● | ● | ● | ● | ● | ● | ● | ● | | | | | ● | ● | | | | ● | ● |
| | | M10x43÷68÷98 | | | | | ● | ● | ● | ● | ● | ● | ● | ● | | | | | ● | ● | | | | ● | ● |
| | | M12x43÷68÷96 | | | | | ● | ● | ● | ● | ● | ● | ● | ● | | | | | ● | ● | | | | ● | ● |
| | | M14x68÷98÷148 | | | | | ● | ● | ● | ● | ● | ● | ● | ● | | | | | ● | ● | | | | ● | ● |
| | | M16x68÷108÷148÷168 | | | | | ● | ● | ● | ● | ● | ● | ● | ● | | | | | ● | ● | | | | ● | ● |
| | Ø24 | M16x58÷98÷138÷158 | | | | | | | | | | | | | ● | ● | ● | ● | | | ● | ● | ● | | |
| | | M20x98÷138÷158÷158 | | | | | | | | | | | | | ● | ● | ● | ● | | | ● | ● | ● | | |
| | | M24x98÷158÷198 | | | | | | | | | | | | | ● | ● | ● | ● | | | ● | ● | ● | | |
| **STAINLESS STEEL** | | | | | | | | | | | | | | | | | | | | | | | | | |
| **SM-SST** stainless steel stem | Ø14 | M8x43÷68 | | | | | ● | ● | ● | ● | ● | ● | ● | ● | | | | | ● | ● | | | | ● | ● |
| | | M10x43÷68÷98 | | | | | ● | ● | ● | ● | ● | ● | ● | ● | | | | | ● | ● | | | | ● | ● |
| | | M12x43÷68÷98 | | | | | ● | ● | ● | ● | ● | ● | ● | ● | | | | | ● | ● | | | | ● | ● |
| | | M14x68÷98÷148 | | | | | ● | ● | ● | ● | ● | ● | ● | ● | | | | | ● | ● | | | | ● | ● |
| | | M16x68÷108÷148÷168 | | | | | ● | ● | ● | ● | ● | ● | ● | ● | | | | | ● | ● | | | | ● | ● |
| | Ø24 | M16x58÷98÷138÷158 | | | | | | | | | | | | | ● | ● | ● | ● | | | ● | ● | ● | | |
| | | M20x98÷138÷158÷198 | | | | | | | | | | | | | ● | ● | ● | ● | | | ● | ● | ● | | |
| | | M24x98÷158÷198 | | | | | | | | | | | | | ● | ● | ● | ● | | | ● | ● | ● | | |
| **SMQ-SST** stainless steel stem | Ø8.5 | M8x48÷73 | ● | ● | ● | ● | | | | | | | | | | | | | | | | | | | |
| | | M10x48÷73÷103 | ● | ● | ● | ● | | | | | | | | | | | | | | | | | | | |
| | | M12x48÷73÷103 | ● | ● | ● | ● | | | | | | | | | | | | | | | | | | | |
| | Ø14 | M16x68÷108÷148÷168 | | | | | ● | ● | ● | ● | ● | ● | ● | ● | | | | | ● | ● | | | | ● | ● |
| | | M20x110÷150÷170÷210 | | | | | ● | ● | ● | ● | ● | ● | ● | ● | | | | | ● | ● | | | | ● | ● |
| | | M24x110÷170÷210 | | | | | ● | ● | ● | ● | ● | ● | ● | ● | | | | | ● | ● | | | | ● | ● |

## DESCRIPTION STRUCTURE

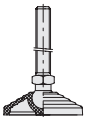

| Levelling element | | Base diameter (D) (1) | | Articulation diameter (d2) (2) | | To add only for the version with no-slip disk assembled to the base | | To add only for the version with stainless steel stem | | Thread diameter (d) Thread length (l) (3) | | To add only for the version with antistatic base |
|---|---|---|---|---|---|---|---|---|---|---|---|---|
| LV.A | – | 80 | – | 14 | – | AS | – | SST | – | M8x43 | – | ESD-C |

| | | | | | | | | | | | | |
|---|---|---|---|---|---|---|---|---|---|---|---|---|
| LV.A | – | 80 | – | 14 | – | AS | | – | | – | | ESD-C |

| | | | | | | | | | | | | |
|---|---|---|---|---|---|---|---|---|---|---|---|---|
| SM | | – | | 14 | | – | | SST | – | M8x43 | | |



ELESA and GANTER models all rights reserved in accordance with the law.
Always mention the source when reproducing our drawings.