

Two-way connector clamps

Aluminium / multi part assembly, same bore dimensions d_1/d_2 and s_1/s_2

SPECIFICATION

Identification No.

No. **2**: with 4 Stainless Steel-Clamping screws DIN 912

Aluminium

plastic coated

black, RAL 9005, textured finish **SW**

blank

matt shot-blasted **BL**

Clamping bores not machined

Socket cap screw DIN 912

Stainless Steel AISI 304

Hexagon nuts DIN 985

Stainless Steel AISI 304

INFORMATION

The clamping bores of the flanged two-way connector clamps GN 134 are not machined and specially designed for construction tubes GN 990 (see page 1902) or DIN 2391, DIN 2395 and DIN 2462 respectively.

The square designs are also suitable for use in **profile systems**.

Bores and square bores of the same nominal size can be assembled in any combination. For instance, nominal size 20 has the following combination options: B20-B20, B20-V20, V20-B20 and V20-V20.

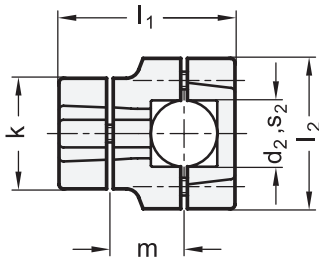
The standard clamping screws are socket cap screws DIN 912. They can be replaced by adjustable clamping kits GN 911 (see page 1874) (article code see table of dimensions).

ACCESSORY

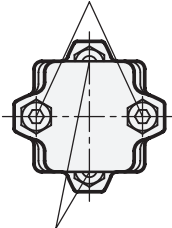
- Clamping kits GN 911 (see page 1874)

TECHNICAL INFORMATION

- Stainless Steel characteristics (see page A26)

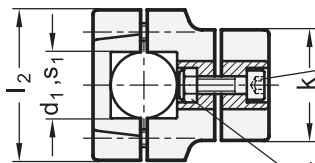
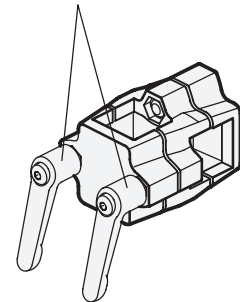


Clamping thread d_3



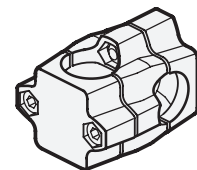
Clamping thread d_3

Clamping kit



Clamping screw
Socket cap screw DIN 912

Hexagon nut DIN 985
self-locking (Polyamide ring)





Tube Clamp Connectors 16

* Complete with colour index of the Two-way connector clamps (SW or BL)

SW **BL**
 RAL9005 blank

GN 134

Description	d1	s1	d2	s2	k	d3	l1	l2	m	Clamping kits for d3	⚖️
GN 134-B20-B20-50-2-*	B 20	-	B 20	-	50	M 8	79.5	68	33.5	GN 911-M8-35	352
GN 134-B25-B25-50-2-*	B 25	-	B 25	-	50	M 8	79.5	68	33.5	GN 911-M8-35	330
GN 134-B30-B30-50-2-*	B 30	-	B 30	-	50	M 8	79.5	68	33.5	GN 911-M8-35	310
GN 134-B30-B30-60-2-*	B 30	-	B 30	-	60	M 8	109	79	50	GN 911-M8-55	700
GN 134-B32-B32-60-2-*	B 32	-	B 32	-	60	M 8	109	79	50	GN 911-M8-55	690
GN 134-B35-B35-60-2-*	B 35	-	B 35	-	60	M 8	109	79	50	GN 911-M8-55	680
GN 134-B40-B40-60-2-*	B 40	-	B 40	-	60	M 8	109	79	50	GN 911-M8-55	620
GN 134-B40-B40-76-2-*	B 40	-	B 40	-	76	M 10	125	98	55	GN 911-M10-63	890
GN 134-B42-B42-76-2-*	B 42	-	B 42	-	76	M 10	125	98	55	GN 911-M10-63	945
GN 134-B45-B45-76-2-*	B 45	-	B 45	-	76	M 10	125	98	55	GN 911-M10-63	915
GN 134-B48-B48-76-2-*	B 48	-	B 48	-	76	M 10	125	98	55	GN 911-M10-63	915
GN 134-B50-B50-76-2-*	B 50	-	B 50	-	76	M 10	125	98	55	GN 911-M10-63	885
GN 134-B20-V20-50-2-*	B 20	-	-	V 20	50	M 8	79.5	68	33.5	GN 911-M8-35	350
GN 134-B25-V25-50-2-*	B 25	-	-	V 25	50	M 8	79.5	68	33.5	GN 911-M8-35	310
GN 134-B30-V30-50-2-*	B 30	-	-	V 30	50	M 8	79.5	68	33.5	GN 911-M8-35	310
GN 134-B30-V30-60-2-*	B 30	-	-	V 30	60	M 8	109	79	50	GN 911-M8-55	680
GN 134-B35-V35-60-2-*	B 35	-	-	V 35	60	M 8	109	79	50	GN 911-M8-55	640
GN 134-B40-V40-60-2-*	B 40	-	-	V 40	60	M 8	109	79	50	GN 911-M8-55	580
GN 134-B40-V40-76-2-*	B 40	-	-	V 40	76	M 10	125	98	55	GN 911-M8-55	950
GN 134-B45-V45-76-2-*	B 45	-	-	V 45	76	M 10	125	98	55	GN 911-M10-63	835
GN 134-B50-V50-76-2-*	B 50	-	-	V 50	76	M 10	125	98	55	GN 911-M10-63	773
GN 134-V20-V20-50-2-*	-	V 20	-	V 20	50	M 8	79.5	68	33.5	GN 911-M8-35	350
GN 134-V25-V25-50-2-*	-	V 25	-	V 25	50	M 8	79.5	68	33.5	GN 911-M8-35	325
GN 134-V30-V30-50-2-*	-	V 30	-	V 30	50	M 8	79.5	68	33.5	GN 911-M8-35	300
GN 134-V30-V30-60-2-*	-	V 30	-	V 30	60	M 8	109	79	50	GN 911-M8-55	660
GN 134-V35-V35-60-2-*	-	V 35	-	V 35	60	M 8	109	79	50	GN 911-M8-55	620
GN 134-V40-V40-60-2-*	-	V 40	-	V 40	60	M 8	109	79	50	GN 911-M8-55	560
GN 134-V40-V40-76-2-*	-	V 40	-	V 40	76	M 10	125	98	55	GN 911-M10-63	945
GN 134-V45-V45-76-2-*	-	V 45	-	V 45	76	M 10	125	98	55	GN 911-M10-63	825
GN 134-V50-V50-76-2-*	-	V 50	-	V 50	76	M 10	125	98	55	GN 911-M10-63	825
GN 134-V20-B20-50-2-*	-	V 20	B 20	-	50	M 8	79.5	68	33.5	GN 911-M8-35	350
GN 134-V25-B25-50-2-*	-	V 25	B 25	-	50	M 8	79.5	68	33.5	GN 911-M8-35	330
GN 134-V30-B30-50-2-*	-	V 30	B 30	-	50	M 8	79.5	68	33.5	GN 911-M8-35	314
GN 134-V30-B30-60-2-*	-	V 30	B 30	-	60	M 8	109	79	50	GN 911-M8-55	680
GN 134-V35-B35-60-2-*	-	V 35	B 35	-	60	M 8	109	79	50	GN 911-M8-55	640
GN 134-V40-B40-60-2-*	-	V 40	B 40	-	60	M 8	109	79	50	GN 911-M8-55	580
GN 134-V40-B40-76-2-*	-	V 40	B 40	-	76	M 10	125	98	55	GN 911-M10-63	890
GN 134-V45-B45-76-2-*	-	V 45	B 45	-	76	M 10	125	98	55	GN 911-M10-63	835
GN 134-V50-B50-76-2-*	-	V 50	B 50	-	76	M 10	125	98	55	GN 911-M10-63	830

Weight BL