

Heavy duty push-pull type toggle clamps

for push-pull clamping

SPECIFICATION

Types

- Type **ASD**: Clamping by turning handle counter-clockwise
- Type **ASS**: Clamping by turning handle clockwise

Body

Brass: size 70

Steel: from size 160

- forged
- black lacquered

Parts in sheet metal

Case-hardened Steel C10

zinc plated, blue passivated

Plunger

Steel St 37


zinc plated, blue passivated

All moving parts

lubricated with special grease

Hand grip

High quality, oil resistant red plastic



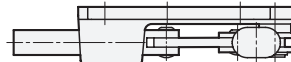
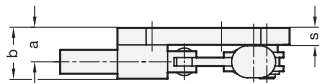
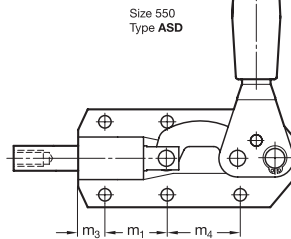
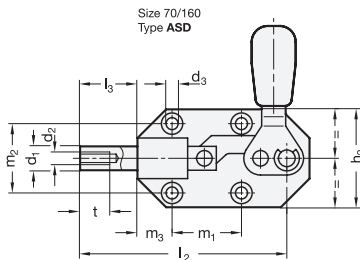
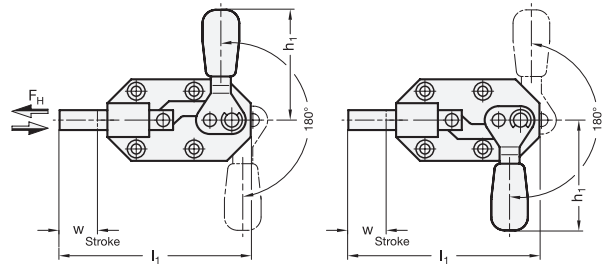
INFORMATION

GN 844 heavy duty push-pull type toggle clamps are known for their low height in all clamping positions. They can be used for very high holding forces thanks to their massive and sturdy body.

- General information for toggle clamps (see page 1560)

ACCESSORY

- Spindle assemblies (see page 1623)



Type ASS is mirror image of type ASD

GN 844

Description	Size	FH in N	a	b	d1	d2	d3	h1 ≈	h2	l1 ≈	l2 ≈	l3 ≈	m1	m2	m3	m4	s	t	w	
GN 844-70-ASD	70	900	12	19,5	8,5	M 6	4,3	49	36	86	77	22	26	26	13	-	6	12	20	162
GN 844-160-ASD	160	1300	15	25	11	M 6	5,5	79	46	117	107	32	36,5	33,5	11,5	-	7	12	30	320
GN 844-550-ASD	550	4500	20	32	14	M 8	7	113	55	165	153	42	35	41	15	41	7	16	42	700
GN 844-70-ASS	70	900	12	19,5	8,5	M 6	4,3	49	36	86	77	22	26	26	13	-	6	12	20	160
GN 844-160-ASS	160	1300	15	25	11	M 6	5,5	79	46	117	107	32	36,5	33,5	11,5	-	7	12	30	350
GN 844-550-ASS	550	4500	20	32	14	M 8	7	113	55	165	153	42	35	41	15	41	7	16	42	700

